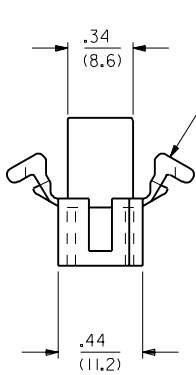
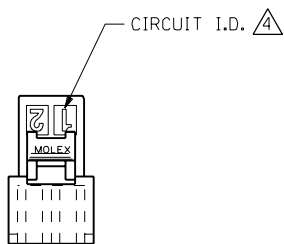
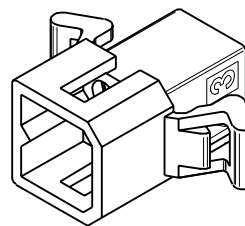
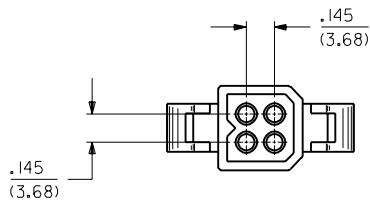
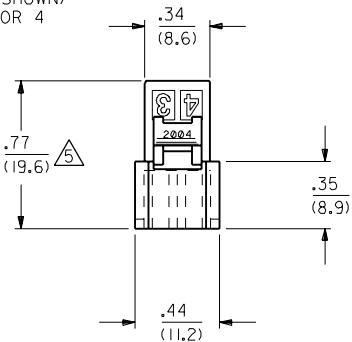


ENG. NO. LOCATION FOR PARTS W/O MTC. EARS



MOUNTING EAR (2 PL.) (PREVENT EAR SHOWN) SEE DETAIL 3 OR 4



PLUG HOUSING

K			OBsolete P/N UCR2002-0270 COMERC 01/10/1
J2			X-REMOVE PER ECN U3 0816 GC 5/25/93 RW
J1			X-RELEASE PER ECN U3 0769 GC 5/18/93 RW
J			REV. PER ECN U2-1825 AFG 92-12-18 RW
I			REDRAWN & REV'D. ON CAD. ECR U1 1774 GC 8/27/91
K	3	K	
I	2	I	
K	1	K	
MFG. SH.	REV.	LTR.	REVISIONS

REVISE ONLY ON CAD SYSTEM

TITLE: **PLUG AND RECEPTACLE HOUSINGS, 4 CIRCUIT .062/(1.57) DIA.**

FORM: **MOLEX INCORPORATED** U.S.A. DATE: 8/27/91
L15LE.ILL. 60532 SHEET NO. 1 of 3

PART NO. **SD-2004-*** DRWG. NO.

DRWG. BY: **GC** CHK'D. BY: **RW** SCALE: 2: 1

APP'D. BY: **RS** FILE NAME: H2004C4.S04

THIS DRAWING CONTAINS INFORMATION THAT IS PROPRIETARY TO MOLEX INC. AND SHOULD NOT BE USED WITHOUT WRITTEN PERMISSION.

PLUG		
PART NO.	ENG. NO.	
03-06-2043	2004-P	
03-06-7043	2004-PBK	
03-06-2044	2004-P1	
03-06-7044	2004-P1BK	
PRELIMINARY	2004-P2	
03-06-7045	2004-P1RD	OBSOLETE
03-06-7046	2004-P1BN	OBSOLETE
03-06-7047	2004-P1OR	OBSOLETE

RECEPTACLE		
PART NO.	ENG. NO.	
03-06-1043	2004-R	
03-06-6043	2004-RBK	
03-06-1044	2004-R1	
03-06-6044	2004-R1BK	OBSOLETE
03-06-1046	2004-R3	OBSOLETE
03-06-1052	2004-R5	OBSOLETE
03-06-6052	2004-R5BK	OBSOLETE
PRELIMINARY	2004-R2	
03-06-6045	2004-RRD	OBSOLETE
03-06-6046	2004-RBN	OBSOLETE
03-06-6048	2004-ROR	OBSOLETE

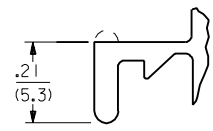
LEGEND:

2004-***

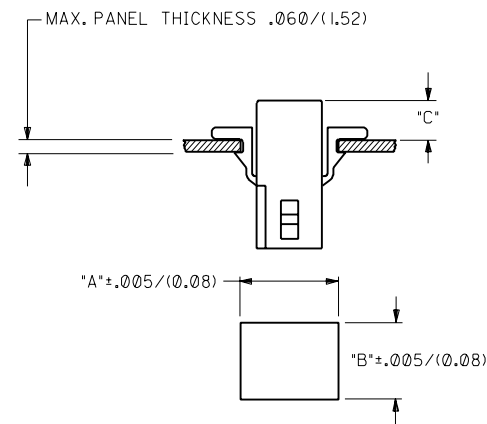
P = PLUG
R = RECEPTACLE

BLANK = WITH STANDARD EARS
1 = WITHOUT EARS
2 = WITH PREBENT EARS
3 = W/O EARS, W/O DETENTS
5 = W/O EARS, WITH POSITIVE LOCKS

COLOR: _____
BLANK = NATURAL
AM=AMBER BK=BLACK BU=BLUE
BN=BROWN GY=GRAY GN=GREEN
OR=ORANGE RD=RED YW=YELLOW



NOTE:
THIS DRAWING ENCOMPASSES ALL 2004 SERIES HOUSINGS EXCEPT 2004-R7.



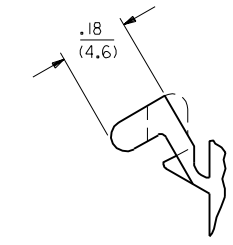
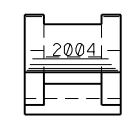
RECOMMENDED HOLE PATTERN

HOUSING	DIM. "A"	DIM. "B"	PREBENT EAR DIM. "C"	STD. EAR DIM. "C"
PLUG	.615 (15.62)	.465 (11.81)	.26 (6.6)	.26 (6.6)
RECEPTACLE	.506 (12.85)	.400 (10.16)	.24 (6.1)	.24 (6.1)

NOTES:

- MATERIAL - NYLON TYPE 6/6, 94V-2
- THIS PRODUCT COMPLIES WITH MOLEX PRODUCT SPEC 02-06.
- HOUSINGS FOR USE WITH MOLEX .062/(1.57) DIA. SERIES TERMINALS.
- CIRCUIT I.D. NUMBERS ON SIDE OF HOUSING APPEAR ON PARTS FROM TOOLS BUILT AFTER 8/26/91.
- THIS DIMENSION .020/(0.51) LESS ON TOOLS BUILT PRIOR TO 8/26/91.

DETAIL 3
STANDARD MOUNTING EARS
(SCALE 4:1)



DETAIL 4
PREBENT MOUNTING EARS
(SCALE 4:1)

LTR.	REVISIONS	LTR.	REVISIONS

DIMENSIONS SHOWN (METRIC) INCH	
UNLESS OTHERWISE SPECIFIED TOLERANCES ANGULAR ± 10°	
3 PLACE ± .010	---
2 PLACE ± .014	± 0.25
1 PLACE ---	± 0.36
DRAFT WHERE APPLICABLE MUST REMAIN WITHIN DIMENSIONS	
DRWG. BY: JJS	CHK'D. BY: RW
APP'D. BY: RS	SCALE: 2:1

▽ = 0	▼ = 0	REVISE ONLY ON CAD SYSTEM
TITLE: PLUG AND RECEPTACLE HOUSINGS, 4 CIRCUIT .062/(1.57) DIA.		
PART NO. MOLEX INCORPORATED U.S.A.		SHEET NO. 3 DATE 8/28/91
SEE CHART		SD-2004-*
THIS DRAWING CONTAINS INFORMATION THAT IS PROPRIETARY TO MOLEX INC. AND SHOULD NOT BE USED WITHOUT WRITTEN PERMISSION.		

2004

CP C